

Professional Services Spend Audit, Finance & Risk Committee update

Quarter 3 FY 2024 31 March 2024

Paddy Cribb

Professional Services spend \$19.6M

Professional Services total spend March year to date is \$19.6m which is 9.0% of total expenditure.

Opex spend \$11.5M / 59%

60% or \$6.9M of the total operational professional services spend is within P&D, with \$1.3M weathertightness legal fees, recoverable costs of \$3.5M, and \$1.7M District Planning appeals and hearings costs.

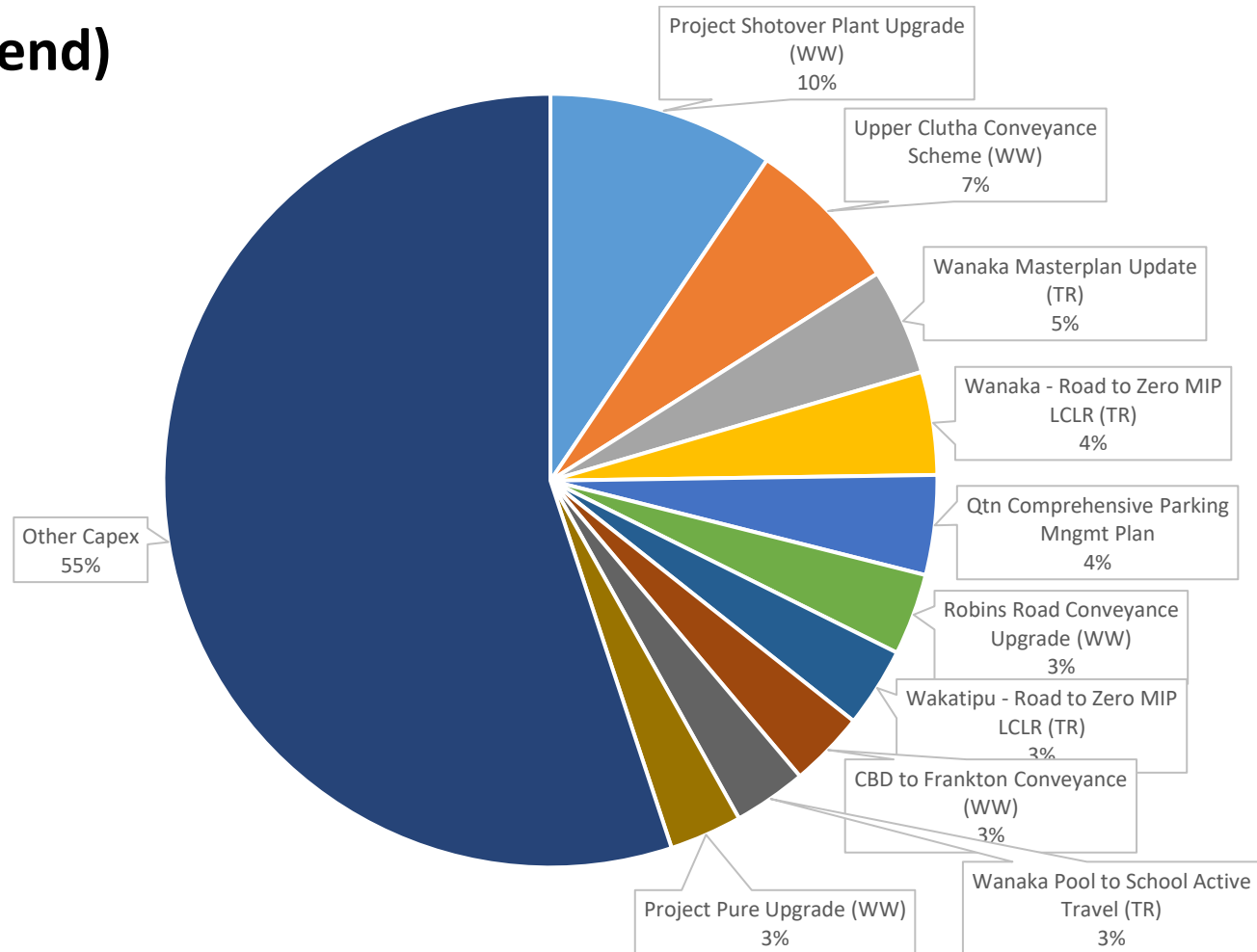
Capital Spend \$8.1M / 41%

\$3.6M (45%) driven by ten largest capex projects, the remaining \$4.4M relates to 98 other projects.

CAPEX Spend by Project

TOTAL: \$8.1M (41% of total spend)

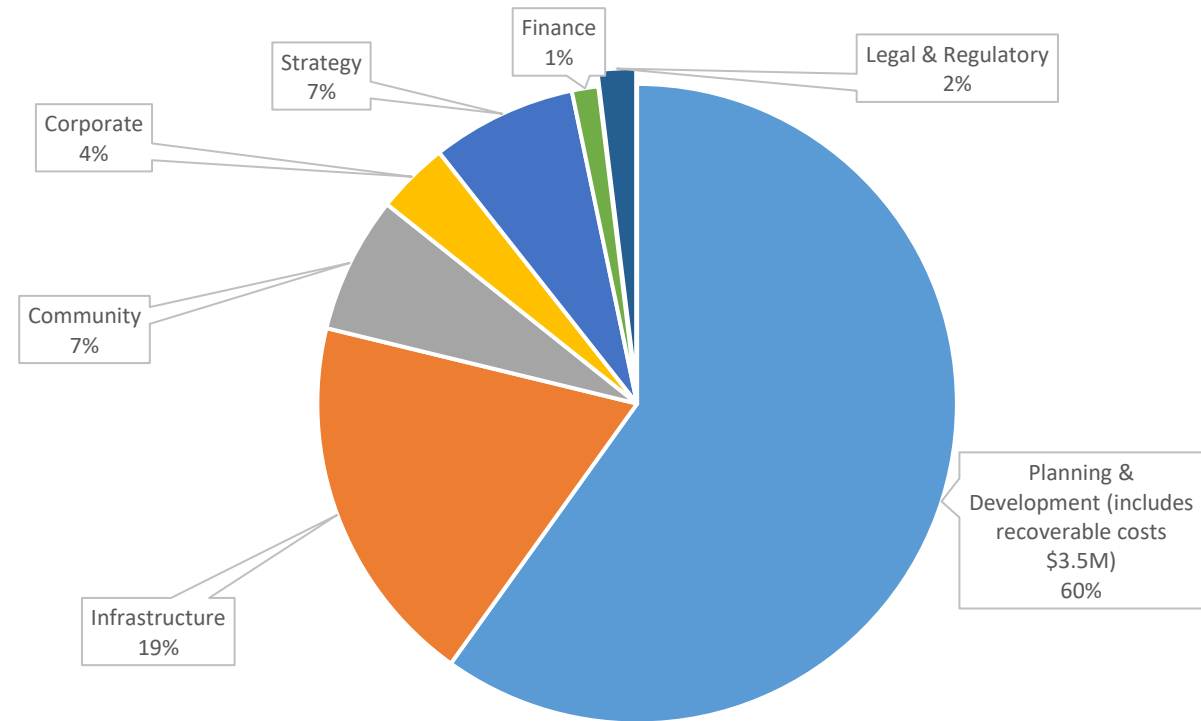
- > \$3.6M (45%) driven by ten largest projects (*see pie chart*)
- > Other CAPEX represents \$4.4M (55%), spread across 98 projects
- > In total, there are 108 projects with an average spend of \$75k March YTD.



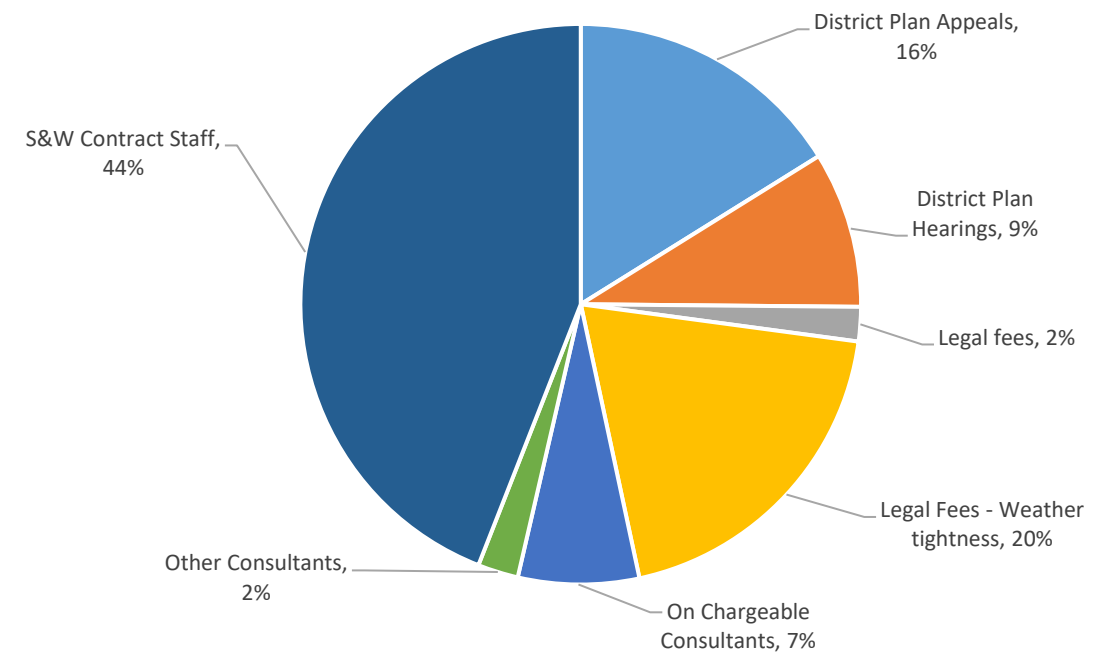
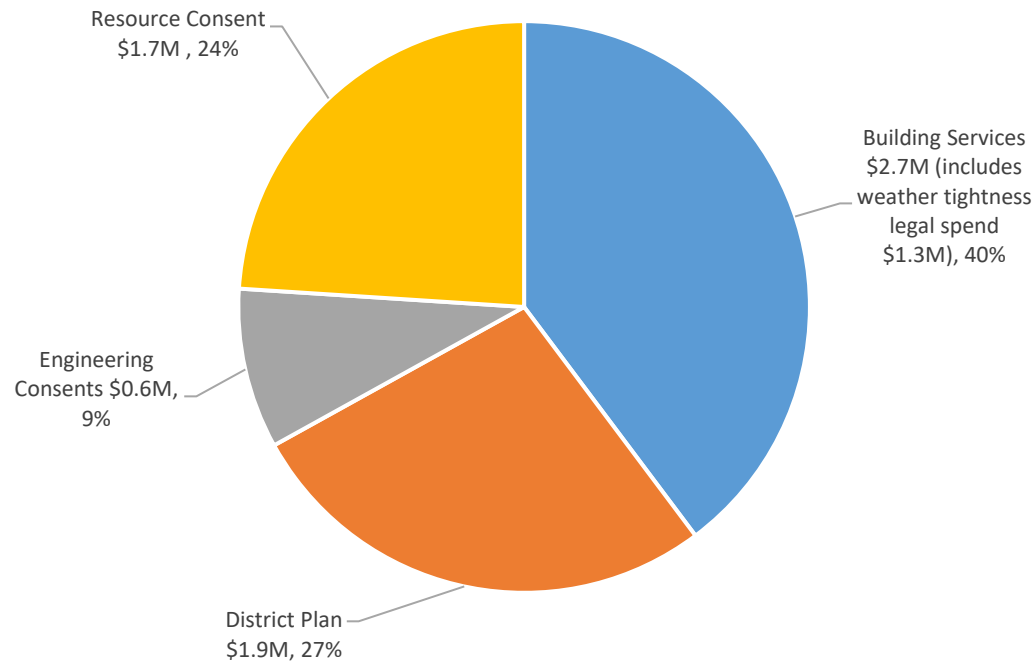
OPEX Spend

TOTAL: \$11.5M (59% of total spend)

> \$6.9M (60%) driven by Planning and Development, refer to the next slide for a detailed breakdown



Planning & Development Spend: \$6.9M (graph on right)



10 largest suppliers

#	Supplier	Total spend	Type
1	Wynn Williams	\$1,344,779	Weather Tightness
		\$1,141,800	Other Legal
2	BECA LIMITED	\$2,473,780	Design
3	Stantec New Zealand	\$1,572,415	Design
4	WSP New Zealand Limited	\$1,059,454	Design
5	Solutions Team Limited	\$829,187	Building Services
6	SIMPSON GRIERSON	\$784,689	Legal
7	TEAM Projects Advisory LTD	\$753,730	Project Advisory
8	MEREDITH CONNELL BARRISTERS & SOLICITORS	\$751,271	Legal
9	Boffa Miskell	\$565,404	Design
10	RESOURCE CO-ORDINATION PARTNERSHIP LTD	\$447,445	Project Advisory

10 largest suppliers per significant project or department

	Amount
Wynn Williams	\$2,486,579
Legal Fees – Weather Tightness	\$1,344,779
Property legal fees	\$535,381
Stormwater legal fees	\$138,838
Resource Consent legal fees	\$110,854
Other	\$356,728
Beca Limited	\$2,473,780
Project Shotover Plant Upgrade (WW)	\$551,018
Upper Clutha Conveyance Scheme (WW)	\$527,908
CBD to Frankton Conveyance (WW)	\$254,295
Robins Road Conveyance Upgrade (WW)	\$244,504
Project Pure Upgrade (WW)	\$183,109
Hanleys Farm PS Upgrade (WW)	\$72,649
Other	\$640,298

	Amount
Stantec New Zealand	\$1,572,415
Qtn Comprehensive Parking Mngmt Plan	\$335,480
Wanaka - Road to Zero MIP LCLR (TR)	\$290,101
Wanaka Pool to School Active Travel (TR)	\$240,632
Wakatipu - Road to Zero MIP LCLR (TR)	\$211,670
Cardrona Water Supply Scheme Pipeline WS	\$74,743
Other	\$419,790
WSP New Zealand Limited	\$1,059,454
Wanaka Masterplan Update (TR)	\$277,251
Arthurs Point to CBD Active Travel (TR)	\$86,398
District Plan Hearings	\$75,977
Transport Network Management	\$45,638
Wanaka - Road to Zero MIP LCLR (TR)	\$41,091
Other	\$533,099
Solutions Team Limited	\$829,187
Building Services	\$829,187

Prior years comparison spend

Creditor Name	2019:20 Amount	Type
BECA LIMITED	4,853,378	Design
WSP New Zealand Limited	3,264,184	Design
JACOBS NEW ZEALAND LIMITED	1,807,330	Design
MEREDITH CONNELL BARRISTERS & SOLICITORS	1,686,750	Legal
Stantec New Zealand	1,432,807	Design
SIMPSON GRIERSON	1,203,190	Legal
RESOURCE CO-ORDINATION PARTNERSHIP LTD	1,069,766	Project management
GHD LIMITED	972,902	Design
Professional Building Consultants Limited	684,635	Building services
WT PARTNERSHIP	528,975	Cost management
Total	17,503,918	

Creditor Name	2021:22 Amount	Type
Wynn Williams	4,568,836	Legal
BECA LIMITED	3,182,999	Design
WSP New Zealand Limited	1,427,802	Design
SIMPSON GRIERSON	1,234,426	Legal
MEREDITH CONNELL BARRISTERS & SOLICITORS	947,530	Legal
Stantec New Zealand	916,055	Design
Solutions Team Limited	809,946	Building Services
LANE NEAVE QUEENSTOWN	808,075	Legal
GHD LIMITED	799,982	Design
RESOURCE CO-ORDINATION PARTNERSHIP LTD	793,833	Project management
Total	15,489,585	

Creditor Name	2020:21 Amount	Type
BECA LIMITED	3,925,811	Design
WSP New Zealand Limited	3,006,167	Design
Wynn Williams	2,320,820	Legal
MEREDITH CONNELL BARRISTERS & SOLICITORS	1,925,913	Legal
Stantec New Zealand	1,710,434	Design
SIMPSON GRIERSON	1,195,073	Legal
JACOBS NEW ZEALAND LIMITED	1,157,265	Design
Candor3 Limited	1,088,295	Design
RESOURCE CO-ORDINATION PARTNERSHIP LTD	1,036,099	Project Management
GHD LIMITED	785,539	Design
Total	18,151,416	

Creditor Name	2022:23 Amount	Type
Wynn Williams	3,946,707	Legal
BECA LIMITED	2,920,152	Design
WSP New Zealand Limited	1,777,247	Design
Stantec New Zealand	1,729,640	Design
SIMPSON GRIERSON	1,285,103	Legal
Solutions Team Limited	1,019,426	Building Services
GHD Limited	787,827	Design
Meredith Connell	765,892	Legal
Resource Co-Ordination Partnership Ltd	750,483	Design
TEAM Projects Advisory LTD	787,107	Project Advisory
Total	15,769,584	